

# SWEATSHIRTS

## AWDis Sweatshirt

SIZES: XS, S, M, L, XL, 2XL, 3XL, 4XL, 5XL

JH030

AVAILABLE IN 62 COLOURS

80% Ringspun Cotton, 20% Polyester, Black Smoke: 70% Ringspun Cotton, 30% Polyester, Heather Grey: 75% Ringspun Cotton, 25% Polyester, Charcoal: 52% Ringspun Cotton, 48% Polyester, 280gsm.

A classic styled sweat with a crew neckline. Set-in-sleeves. Taped neck. Stylish fit. Soft cotton faced fabric creates ideal printing surface. Twin needle stitching detailing. Ribbed collar, cuff and hem. Brushed inner fleece.



## Anthem Sweatshirt



SIZES: XS(34"), S(36"), M(40"), L(44"), XL(48"), 2XL(52"), 3XL(56")

AM020

AVAILABLE IN 11 COLOURS

80% Organic cotton, 20% Recycled polyester. Grey Marl: 73% Organic cotton, 21% Recycled polyester, 6% Viscose, 320gsm.

Luxuriously thick with a relaxed fit. The brushed inner fleece feels super soft against the skin, while the ribbed cuffs and hem add subtle detail to the peached finish outer, spun with certified organic yarn. Ribbed crew neck. Twin-needle detail. Self-coloured neck size label.



# SWEASHIRTS

## Pro Sweatshirt

SIZES: S, M, L, XL, 2XL, 3XL, 4XL, 5XL, 6XL, 7XL

RX301

AVAILABLE IN 15 COLOURS

55% Polyester, 45% Cotton, 300gsm.

The Pro sweatshirt is ideal to create the perfect workwear uniform to suit a work team of all sizes. This Pro sweatshirt will keep you warm and comfortable, ideal for any working environment. The Pro sweatshirt is designed with a modern yet comfortable fit with added design features of a ribbed crew neck style, with ribbed cuffs and hem. It also has a taped neck and twin-needle for durability.



## Pro 1/4-Neck Zip Sweatshirt



SIZES: S, M, L, XL, 2XL, 3XL, 4XL

RX305

AVAILABLE IN BLACK, CHARCOAL & NAVY

55% Cotton, 45% Polyester, 300gsm.

This classic garment delivers comfort without compromising on style. Built for style and durability. Created with 300gsm polycotton fleece fabric, this sturdy garment will see you through any work environment. YKK zip and pull. Twin-needle stitching at arm, cuff and hem. 2x1 rib on cuff and hem. Heavier-weight fabric. Modern yet comfortable fit. Half-zip neck. Brushed inner fleece.



# SWEASHIRTS

## Classic Sweatshirt

SIZES: XS, S, M, L, XL, 2XL, 3XL, 4XL, 5XL, 6XL

UC203

AVAILABLE IN 15 COLOURS

50% Polyester 50% Cotton, 300gsm.

Reactive Dyed, Set in Sleeve, Lycra Ribbed Cuffs, Welt & Neck, Twin Needle Stitching at Neck, Shoulders, Armhole and Sleeves, Brushed Effect for Superior Comfort & Look.



## Women's AWDIs Sweat

SIZES: XS(8), S(10), M(12), L(14), XL(16), 2XL(18)

JH30F

AVAILABLE IN 6 COLOURS

80% Ringspun cotton, 20% Polyester. Heather Grey: 75% Ringspun cotton, 25% Polyester, 280gsm.

Tailored specifically for the female form, the relaxed fashion fit of this sweat means it's the perfect partner for lounge suits, jeans and skirts. Women's classic fit. Crew neckline. Twin-needle stitching. Brushed inner fleece. Ribbed cuffs and hem. Soft cotton faced fabric.

